

See discussions, stats, and author profiles for this publication at: <https://www.researchgate.net/publication/369982514>

# Determination of Knowledge Based on Aflatoxin Poisoning among Broiler Farmers in Nairobi City County, Kenya

Article in *Microbiology Research Journal International* · April 2023

DOI: 10.9734/MRJI/2023/v33i21364

CITATIONS

0

READS

32

7 authors, including:



Ruth C. Kirinyet

Kenyatta University

7 PUBLICATIONS 0 CITATIONS

[SEE PROFILE](#)



Joel Kirinyet

Moi University

9 PUBLICATIONS 7 CITATIONS

[SEE PROFILE](#)

Some of the authors of this publication are also working on these related projects:



Effect of HIV Infection on Anti-Malarial Treatment Outcome Among in Patients at the Moi Teaching and Referral Hospital, Eldoret, Kenya [View project](#)



# Determination of Knowledge Based on Aflatoxin Poisoning among Broiler Farmers in Nairobi City County, Kenya

**Kirinyet Ruth Chepkosgei <sup>a\*</sup>, Warutere Peterson Njogu <sup>a</sup>,  
Nguhiu Purity <sup>b</sup>, Ojola Patroba <sup>c</sup>, Kirinyet Joel <sup>d</sup>  
and Koskei Peter <sup>e</sup>**

<sup>a</sup> Department of Environmental and Occupational Health, Kenyatta University,  
P.O. Box-43844-00100, Nairobi, Kenya.

<sup>b</sup> Department of Animal Science, Kenyatta University, P.O. Box-43844-00100, Nairobi, Kenya.

<sup>c</sup> Department of Biochemistry, Microbiology and Biotechnology, Kenyatta University,  
P.O. Box-43844-00100 Nairobi, Kenya.

<sup>d</sup> Department of Medical Laboratory Science, Moi University, P.O. BOX 4606-30100 Eldoret, Kenya.

<sup>e</sup> Department of Epidemiology and Medical Statistics, Moi University, P.O. Box-4606-30100,  
Eldoret, Kenya.

## **Authors' contributions**

*This study was carried out in collaboration among authors. Author KRC designed the study, carried out data collection and performed analysis and interpretation of data and drafted the manuscript. All the authors reviewed the manuscript and gave approval for the final draft to be published. All authors read and approved the final manuscript.*

## **Article Information**

DOI: 10.9734/MRJI/2023/v33i21364

## **Open Peer Review History:**

This journal follows the Advanced Open Peer Review policy. Identity of the Reviewers, Editor(s) and additional Reviewers, peer review comments, different versions of the manuscript, comments of the editors, etc are available here: <https://www.sdiarticle5.com/review-history/98440>

**Original Research Article**

**Received: 03/02/2023**

**Accepted: 06/04/2023**

**Published: 12/04/2023**

## **ABSTRACT**

**Background:** There is a scarcity of information concerning knowledge of aflatoxin contamination of feeds among farmers even in aflatoxin-prone regions in Kenya. Thus, knowledge of aflatoxins in feeds among poultry farmers is of paramount importance in designing plans to minimize risks of

\*Corresponding author: E-mail: [rkirinyet@gmail.com](mailto:rkirinyet@gmail.com);

aflatoxin exposure. Therefore, this study sought to assess the Determinants of Knowledge on Aflatoxin Among Broiler farmers in Nairobi City County, Kenya.

**Methodology:** The study utilized an analytical cross-sectional study design. A total of 240 farmers were sampled from a population of 600 farmers within Nairobi City County. A structured questionnaire was administered to farmers within Nairobi City County. SPSS version 26 was used to analyze the data descriptively. Results were presented in tables and figures. Ethical approval was sought from relevant authorities and parties before the commencement of the study.

**Results:** Results from the study show that the majority of the farmers (58.2%) had knowledge of aflatoxin. There was a significant association ( $p < 0.05$ ) between the socio-demographic characteristics of farmers and knowledge of aflatoxin.

**Conclusion:** The study concludes that the farmers had adequate knowledge of aflatoxin occurrence in feeds and methods to reduce the contamination. There is a need for continuous sensitization of farmers on aflatoxin, particularly on feed management practices by the Ministry of Agriculture and Ministry of Health Division of Public Health in Kenya.

*Keywords: Aflatoxin; contamination; detoxification.*

## 1. INTRODUCTION

Aflatoxins are a group of extremely lethal, carcinogenic fungal metabolites produced mainly by *Aspergillus flavus*, *A. parasiticus*, and *A. nomius* [1,2]. Aflatoxin B<sub>1</sub> (AFB<sub>1</sub>) is considered to be a carcinogen type 1 by the International Agency for Research on Cancer [3,4]. The US Food and Drug Administration (FDA) terms aflatoxins as an inevitable food contaminant that regularly contaminates agricultural products worldwide and largely in developing countries [5]. About 600 million (1 in 10 people globally) suffer from food-borne intoxications leading to about 420,000 deaths annually resulting in the loss of 33 million Disability Adjusted Life Years (DALYs). A considerable fraction of this burden is heavily felt in the African continent where unsafe food is responsible for about 91 million cases of foodborne diseases yearly and out of these 137,000 die prematurely [6].

In Kenya since 2004, aflatoxin epidemics among subsistence farmers have recurred yearly in the Eastern Province and the enormity of exposure to Aflatoxins could be higher than reported due to the lack of robust surveillance systems [7,8]. Aflatoxin contamination of poultry feed and raw feed ingredients is a serious concern globally [9]. Close to 5 billion people in developing countries are at risk of chronic exposure to aflatoxins [10].

The main key players i.e. farmers in developing countries that could have a substantial role in the control of aflatoxins have inadequate knowledge of the causes, effects, and control measures of aflatoxins [11]. Consequently, they are not keen on incurring the costs of controlling aflatoxin contamination owing to the fact that most of their

dealings are in informal markets without strict regulations [11]. This is attributed to the lack of knowledge and alternatives for the disposal of contaminated cereal at the household level and ultimately it is fed to domestic animals [12].

Nairobi unlike other towns in Kenya has been found to be the largest ultimate destination for poultry countrywide and is also the main entry and transfer point for poultry within the East African Community [13]. In Nairobi City, no data or information is readily available on the knowledge of aflatoxin among broiler farmers and whether the farmers' have sufficient knowledge on proper feed management practices. Therefore, this study aimed at assessing the knowledge of broiler farmers on Aflatoxin within Nairobi City County.

## 2. METHODOLOGY

### 2.1 Study Area

The study was conducted in Nairobi City County. Nairobi is the capital city of Kenya and is one of Africa's strategic financial, business, transport, communications, non-governmental organizations, and diplomatic capital. Nairobi city county population is about 4.397 million according to the 2019 census, [14] therefore chicken production is expected to rise to meet this growing population. Nairobi County unlike other counties serves as the major harbor for the broiler market across the country and beyond [13]. The consumption of broiler meat in Nairobi County is projected to rise to 30.5 thousand metric tonnes by the year 2030 and thus to cater to this escalating demand, broiler and feed production is expected to rise [15].

**Table 1. Sampling frame: Number of farms sampled per sub-county**

Sub-county	Total number of farms	Number of farms sampled
Westlands	100	40
Kasarani	200	80
Embakasi Central	75	30
Embakasi East	100	40
Dagoreti South	75	30
Dagoreti North	50	20
<b>Total</b>	<b>600</b>	<b>240</b>

## 2.2 Study Design, Sampling, and Sample Size Determination

The study utilized a cross-sectional study design by administering structured questionnaires. The study used a multistage cluster random sampling technique (two stages) to select the sub-counties and wards where the questionnaires were administered to 240 respondents from a population of 600 as shown in Table 1. Systematic random sampling was used to select the farms where the questionnaires were administered and every 3<sup>rd</sup> farm was sampled until the desired sample size was attained (as shown in equation 2). Proportionate distribution of the sample was employed where 40, 80, 30, 40, 30, and 20 respondents were interviewed in Westlands, Kasarani, Embakasi Central, Embakasi East, Dagoreti South, and Dagoreti North respectively.

### 2.2.1 Sample size determination for cross-sectional design

Since the population is less than 10,000, Yamane *et al* formula (Yamane *et al.*, 2002) were used to determine the sample size as shown below.

$$n = \frac{N}{1 + Ne^2} \quad \text{Equation 1}$$

Where n- estimated sample size N- Estimated population size e- Margin of error (0.05)

$$n = \frac{N}{1 + Ne^2} = \frac{600}{1 + 600 \times 0.05^2} = 240$$

240 was the number of farmers sampled from each ward in the six sampled sub-counties within Nairobi City County.

Systematic random sampling formula;

$$K = N/n \quad 600 \div 240 = 2.5 \text{ rounded off to } 3 \quad \text{Equation 2}$$

## 2.3 Data Analysis and Ethical Consideration

Statistical Package for Social Sciences (SPSS) version 26 was used to analyze the quantitative data from questionnaires. Data was subjected to descriptive analysis to determine proportions and chi-square test was used to determine the association between variables. Qualitative analysis was done using NVIVO software and the data were subjected to thematic analysis.

## 3. RESULTS

### 3.1 Knowledge on Aflatoxin

Fig. 1 shows that the farmers who had knowledge on aflatoxin were (58.2%). The knowledge of aflatoxin was the mean of responses from the respondents based on various knowledge parameters asked as shown in Table 3.

The sociodemographic characteristics of farmers as shown in Table 2 show that most farmers were ≤50 years old (34.7%). The study also shows that most of the farmers were female (63.2%). The study further indicates that the majority of the farmers were married (88.3%). The farmers' level of education from study shows that most of the farmers had a secondary level of education (67.8%).

The results in Table 3 indicate that the majority of the farmers had reared broilers between 1-5 years (43.9%) and most of them kept <500 broilers (75.6%) in their farms. The majority of the farmers agreed that there is a possibility of fungal toxins to be found in feed (80.3%), to be transferred from feed to the broiler (79.5%), and that the fungal toxins can affect the poultry's health (80.3%). The results further indicate that the majority of the farmers (94.5%) had heard about aflatoxins and most of them were able to detect molds in feed (84.1%). The results also

show that in the event that the feeds are contaminated with aflatoxin, the majority of the farmers (59.6%) reported that they will continue feeding the broilers with the adulterated feed. The results further show that most of the farmers (91.6%) had no knowledge on the possibility of detoxifying fungal toxins in feed. Those who knew (8.4%) about the possibility of detoxifying fungal toxins in feed stated the following methods can be used; boiling, sun drying, grinding, good storage, heating, mixing with toxin binder, and sieving.

The results also show that most of the farmers (95.4%) did not feed their broilers with any other

feed other than commercially processed feed. To add on, (4.6%) of the farmers reported that they fed the broilers on other feeds together with the commercially processed feed and they further added that they fed the broilers on greens, kitchen refuse, leftovers, *ugali* (corn), grounded maize, bran, and maize.

### 3.2 Factors associated with knowledge on Aflatoxins

Statistical analysis revealed that there was a significant association ( $p < 0.05$ ) between age and level of education with knowledge of aflatoxins as shown in Table 4.

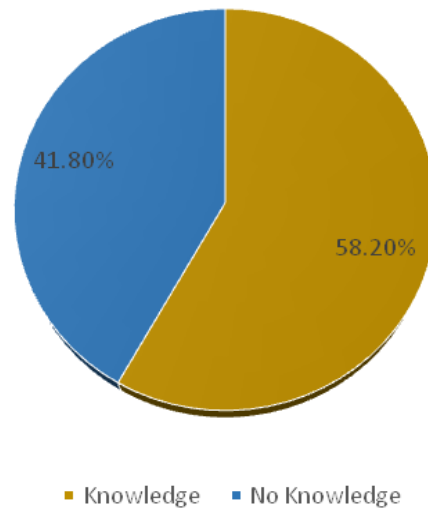
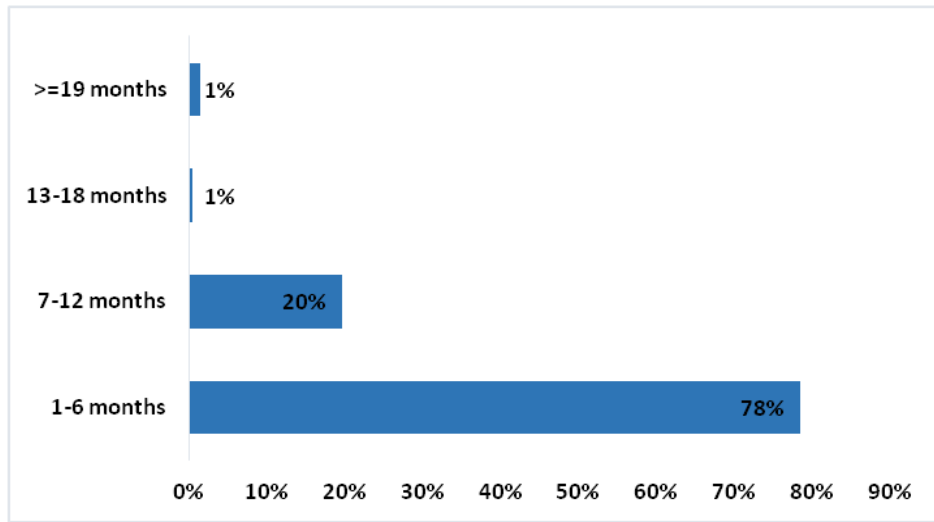


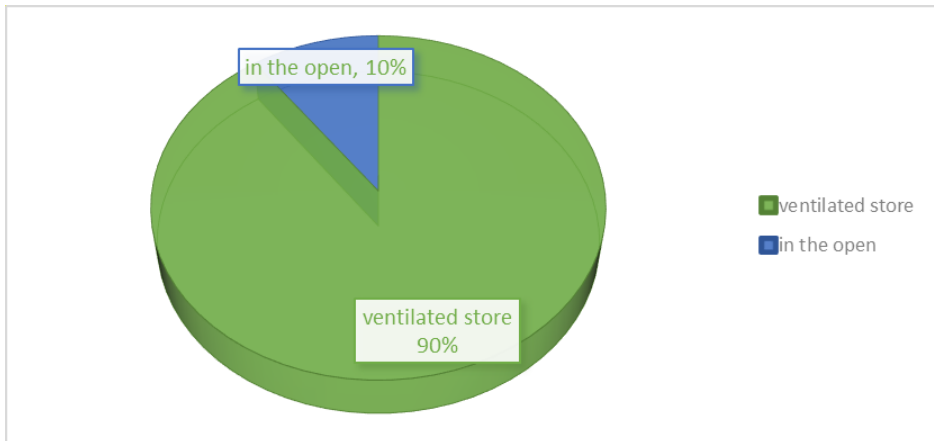
Fig. 1. Proportion of farmers with knowledge on aflatoxin in the study area

Table 2. Sociodemographic characteristics of the respondents in the study area

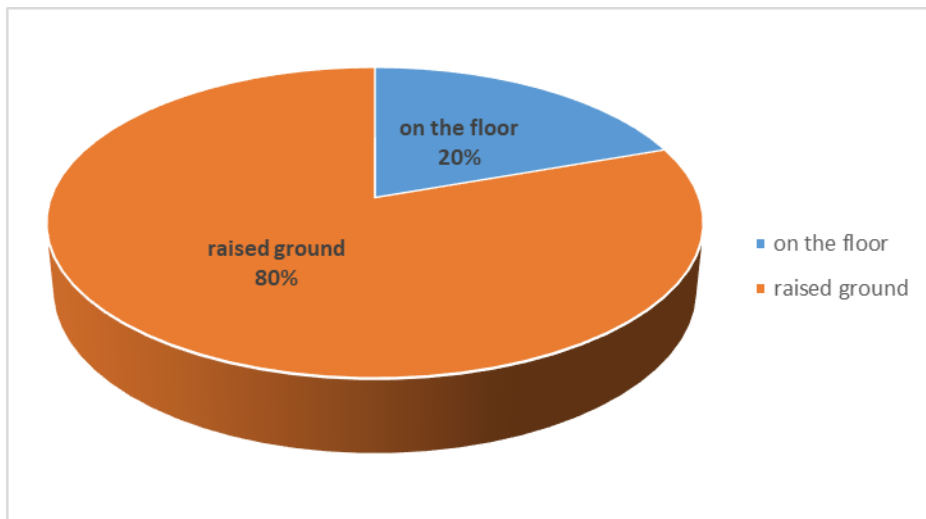
Variable	Category	Frequency n (%)
Age of participants	21-24	9(3.8%)
	25-29	8(3.3%)
	30-34	13(5.4%)
	35-39	41(17.2%)
	40-44	42(17.6%)
	45-49	43(18%)
	>= 50	83(34.7%)
Sex	Male	88(36.8%)
	Female	151(63.2%)
Marital status	Married	211(88.3%)
	Divorced	5(2.1%)
	Single	23(9.6%)
level of education	Primary	29(12.1%)
	Secondary	162(67.8%)
	Tertiary	48(20.1%)



**Fig. 2. Length of time farmers heard about aflatoxin**



**Fig. 3. Place where broiler feed is stored**



**Fig. 4. Broiler feed storage surface**

**Table 3. Knowledge of farmers on Aflatoxin based on various parameters**

<b>Knowledge parameter</b>	<b>Response</b>	<b>Proportion n (%)</b>
Period of rearing chicken	<1 year	15(6.6)
	1-5	100(43.9)
	6-10	83(36.4)
	>10	30(13.2)
Number of broilers kept in the farm	<500	170 (75.6%)
	501-1000	35 (15.6%)
	1001-2000	12 (5.3%)
	>2000	8 (3.6%)
Possibility of fungal toxins to be found in feed	Yes	192 (80.3%)
	No	47 (19.7%)
Possibility of fungal toxins to be transferred from feed to poultry	Yes	190(79.5%)
	No	49 (20.5%)
The possibility that fungal toxins in feed can affect poultry health	Yes	192 (80.3%)
	No	47 (19.7%)
	Yes	225 (94.5%)
	No	13(5.5%)
Ability to detect molds in feed	Yes	201 (84.1%)
	No	38 (15.9%)
Action taken with feeds found contaminated with aflatoxin	Dispose	30 (13%)
	Continue feeding	137(59.6%)
	Alternative use	63 (27.4%)
Possibility of detoxifying fungal toxins in feed	Yes	20 (8.4%)
	No	217 (91.6%)
Are broilers fed on any other feed other than the commercial feed	Yes	11(4.6%)
	No	227 (95.4%)

**Table 4. Association between sociodemographic characteristics and knowledge of aflatoxin**

Variable	Category	Yes	No	Chi square ( $X^2$ )	P value	Remark
<b>Sex</b>	Male	67 (28.8%)	20(8.6%)	1.896	0.169	Not significant
	Female	123(52.8%)	23(9.9%)			
<b>Marital status</b>	Married	165(70.8%)	40(17.2%)	1.616	0.446	Not significant
	Divorced	4(1.7%)	1(0.4%)			
	Single	21(9%)	2(0.9%)			
<b>Education level</b>	Primary	17(7.3%)	9(3.9%)	5.174	0.035	Significant
	Secondary	133(57.1%)	27(11.6%)			
	Tertiary	40(17.2%)	7(3%)			
<b>Age</b>	21-24	3(1.3%)	4(1.7%)	11.055	0.047	Significant
	25-29	6(2.6%)	2(0.9%)			
	30-34	11(4.7%)	2(0.9%)			
	35-39	35(15%)	5(2.1%)			
	40-44	31(13.3%)	11(4.7%)			
	45-49	36(15.5%)	5(2.1%)			
	≥50	68(29.2%)	14(6%)			

**Table 5. Association between sociodemographic characteristics and knowledge on signs to suspect aflatoxin contamination**

Variable	Category	Yes	No	$X^2$	P value	Remark
<b>Sex</b>	Male	71(31.8%)	12(5.4%)	0.435	0.510	Not significant
	Female	115(51.6%)	25(11.2%)			
<b>Marital status</b>	Married	164(73.5%)	32(14.3%)	3.445	0.179	Not significant
	Divorced	2(0.9%)	2(0.9%)			
	Single	20(9%)	3(1.3%)			
<b>Education level</b>	Primary	19(8.5%)	8(3.6%)	5.246	0.043	Significant
	Secondary	126(56.5%)	25(11.2%)			
	Tertiary	41(18.4)	4(1.8%)			
<b>Age</b>	21-24	7(3.1%)	1(0.4%)	3.850	0.697	Not significant
	25-29	7(3.1%)	1(0.4%)			
	30-34	8(3.6%)	4(1.8%)			
	35-39	33(14.8%)	7(3.1%)			
	40-44	33(14.8%)	4(1.4%)			
	45-49	33(14.8%)	8(3.6%)			
	≥50	65(29.1%)	12(5.4%)			



**Table 6. Association between knowledge and sources of information on Aflatoxin**

Variable	Not Aware	Aware	$\chi^2$	P value	Remark
Reading	28(12.1%)	203(87.9%)	2.768	0.046	Significant
Mass media	140(60.6%)	91(39.4%)	1.121	0.290	Not significant
Seminars	52(22.5%)	179(77.5%)	9.661	0.002	Highly Significant
Friends & neighbors	69(29.9%)	162(70.1%)	0.182	0.669	Not significant

**Table 7. Knowledge on signs to suspect the presence of fungal toxins in feed**

Response	Abnormal color	Abnormal consistency	Bad odor	Insect/larva presence	Impaired animal health/death
Yes	53 (22.3%)	195 (85.1%)	187 (79.6%)	101(43.5%)	124 (54.6%)
No	185 (77.7%)	34 (14.9%)	48 (20.4%)	131(56.5%)	98 (45.4%)

**Table 8. Means through which farmers heard about Aflatoxin**

Response	Reading	Mass Media TV/Radio	Seminars	Friends/neighbours
Yes	28(11.8%)	225(94.5%)	185(78.1%)	71(30%)
No	209(82.2%)	13(5.5%)	52(21.9%)	166(70%)

Table 5 shows that there was a significant association ( $p < 0.05$ ) between the level of education and knowledge of signs to suspect aflatoxin contamination in broiler feed.

There was a significant association ( $p < 0.05$ ) between knowledge of aflatoxins among farmers and source of information through which farmers heard about aflatoxin as reading and seminars were significant as shown in Table 6.

Table 7 shows that the majority of the farmers were knowledgeable on the signs used to suspect fungal contamination in feed as (85.1%) of the farmers were able to identify abnormal consistency, (79.6%) bad odor, (43.5%) presence of insect/larva and (54.6%) impaired animal health /deaths. However, the majority of the farmers (77.7%) did not know how to identify abnormal colors in feed.

Fig. 2 shows that most farmers (78%) had heard about aflatoxin between 1-6 months ago while few farmers (1%) had heard about aflatoxin 13-18 months ago and  $\geq 19$  months ago.

On the farmers' feed storage practices, the study observed that most of the farmers (90%) stored their broiler feed in well-ventilated stores whereas (10%) stored their broiler feed in the open as shown in Fig. 3.

On feed placement methods used by the farmers, the study observed that the majority of the farmers (80%) placed their broiler feed on the raised ground whereas (20%) of the farmers

placed their broiler feed on the floor as shown in Fig. 4.

Fig. 5 indicates that (76%) of the farmers bought broiler feed on a weekly basis, (10%) of the farmers bought broiler feed on a monthly basis, (8%) bought fortnightly, and lastly (6%) bought broiler feed on a daily basis.

Broiler feeds were inspected the study observed that (84%) of the feed was in good condition (non-moldy and loose), (15%) was moldy and loose and lastly (1%) was moldy and compact (cake-like) as shown in Fig. 6.

Findings from the Focus Group Discussion show that the respondents had knowledge of the presence of aflatoxin in food and feed, signs of feed contaminated with the fungal toxin, and on prevention and control of aflatoxin. On the contrary, the respondents did not have knowledge on aflatoxin carryover, on measures taken with feed found contaminated with fungal toxins/aflatoxin and on detoxification of contaminated feed. This is shown in Table 8.

#### 4. DISCUSSION

By and large, farmers and the general public in developing countries know little concerning aflatoxins and their related health impacts [16]. Studies conducted in various regions of the world demonstrate that the knowledge on aflatoxin is low. Part of the documented levels are for instance, 25% in Vietnam [17], 6% in Zimbabwe [18], 12% in Ethiopia [19], and 20% in Tanzania [20,21].

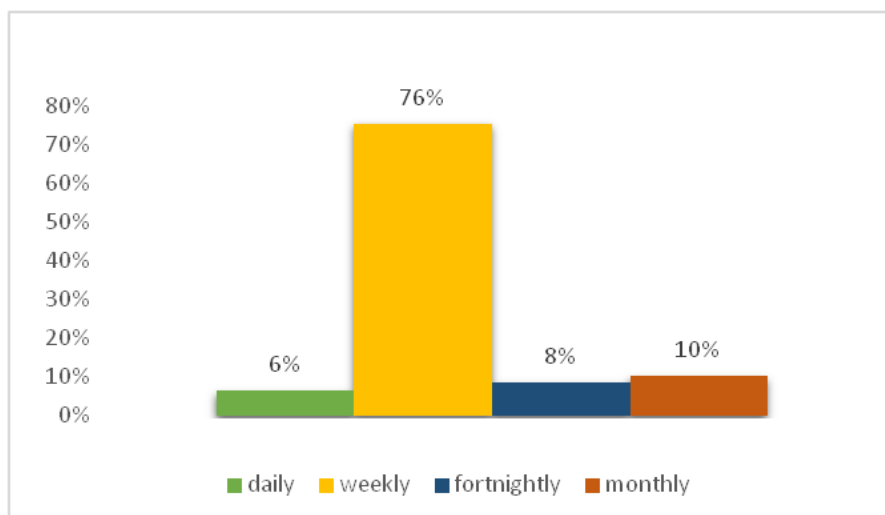


Fig. 5. Frequency of purchase of broiler feed

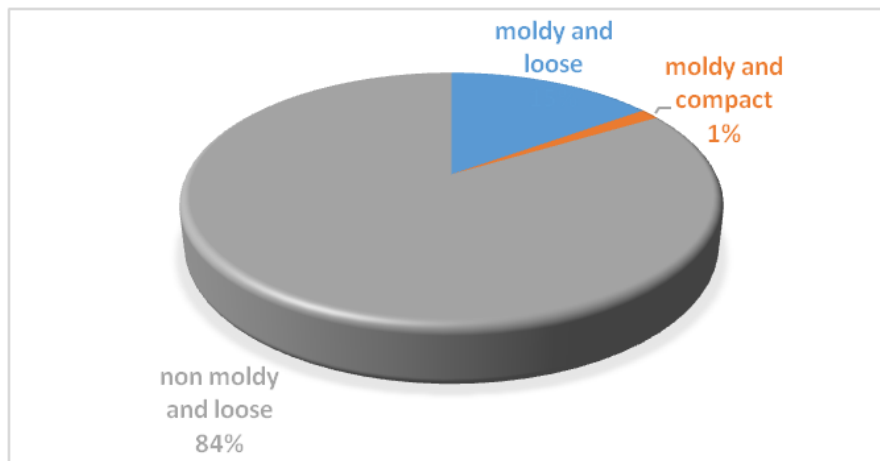


Fig. 6. State of broiler feed

Table 8. Focus group discussion on farmers' knowledge on Aflatoxin

Parameter	FGD 1	FGD 2	Total
Knowledge on the presence of aflatoxin in food and feed	√	√	2
Knowledge on causes of aflatoxin in feed	√	x	1
Knowledge on aflatoxin carryover in animal products	x	x	0
Knowledge on signs of feed contaminated with the fungal toxin	√	√	2
Knowledge on health impacts of aflatoxin	√	x	1
Knowledge on measures taken with feed found contaminated with aflatoxin/fungal toxins	x	x	0
Knowledge on prevention and control of aflatoxin	√	√	2
Knowledge on detoxification of contaminated feed	x	x	0
Knowledge on how to place and store feed	√	√	1

KEY: √ Had knowledge x Had no knowledge

The proportion of farmers who had knowledge on aflatoxin in the current study was (58.2%), this was slightly higher than the value reported by Nakavuma *et al* (2020) (52.9%) [22]. Makau *et al.* [23] reported 38.5% of farmers had knowledge on aflatoxin while Marechera and Ndwiga (2014) reported (92.5%) of farmers had knowledge on aflatoxin in the lower eastern part of Kenya [24]. This high level in Eastern Kenya was because the region has suffered numerous aflatoxin epidemics in humans in earlier years and the area is categorized as an aflatoxin hot spot and also numerous studies have been conducted in the area and farmer awareness has been increased due to numerous seminars and workshops conducted in the area. Studies have reported that the knowledge of aflatoxins and other mycotoxins varies with several sociodemographic characteristics [12]. For example, in Kenya, women were found to be more knowledgeable of the dangers of mycotoxins and were more careful to moldy feeds than men [12]. In Vietnam, young farmers (at age of 21-29) were found to be more

knowledgeable about aflatoxins in crops than the older population [17]. In Tanzania, studies have established that education level has a positive effect on aflatoxin awareness [21,25]. In Ghana, it was established that the field of study mainly life sciences has a positive impact on aflatoxin awareness [26]. In Ethiopia, farmers were found to be less knowledgeable on aflatoxins than persons in other occupations [27].

In Ethiopia, farmers were found to be less knowledgeable compared to persons in other professions [28]. Information on knowledge of aflatoxin among farmers in Kenya and other countries is scarce. To add on, the existing reports are more inclined towards awareness of aflatoxins in food crops such as groundnuts and maize than feeds. Furthermore, existing reports focusing on awareness of aflatoxins in feeds are deficient in crucial facts that would be essential in the mitigation of challenges linked to aflatoxin presence in feeds [29]. Additionally, the reports are sketchy in indicating the burden in specific localities. There is a scarcity of information

concerning knowledge of aflatoxin adulteration of feeds among farmers even in aflatoxin-prone regions. This stalemate can lead to the transmission of unknown levels of aflatoxin to humans and animals and consequently ruin the health of the public. Farmers' knowledge in resolving a farming problem may be regarded as the initial step toward identification and modeling mitigation measures [29]. Thus, knowledge of aflatoxins in feeds among poultry farmers is of paramount importance in designing plans to minimize risks of aflatoxin exposure.

In Tanzania, studies have established that education level has a positive effect on aflatoxin awareness [21,25]. Most respondents interviewed in the present study (67.8%) had attained secondary level of education with only a few who had attained tertiary education level. However, this was inconsistent with the study by Nyangaga whereby the larger proportion of the farmers had attained a tertiary level of education [30]. Studies from various countries have reported that the level of education has an impact on aflatoxin awareness. In Tanzania, studies have revealed that education level has a positive effect on knowledge of aflatoxin [31,32] as illustrated in this study.

The present study reports that most of the farmers heard about aflatoxin through mass media (94.5%) and seminars (78.1%). This suggests that mass media and seminars are currently the best channels to convey information regarding aflatoxin to farmers and the general population. On the contrary, the percentage of farmers who heard about aflatoxin through reading was the least (11.8%) and this suggests that there could be inadequacy of written materials on aflatoxins, low reading drive-by farmers, or the materials are too advanced for the farmers. This was in agreement with the findings reported by Ayo et al. [29]

The current study reported that a higher proportion of the farmers (80.3%) were knowledgeable on the occurrence of fungal toxins in feed this was consistent with the findings reported by Ayo et al. (2018) in Tanzania [29]. However, this was inconsistent from studies from various settings that reported that farmers have low awareness on the concept of aflatoxins [33,34,20]. Most farmers from the present study (80.3%) had knowledge on the possibility of mycotoxins in feed affecting poultry/ animal health and experimental results from various studies support this phenomenon [35,36]. Acute

levels (high) of mycotoxins are lethal within a short period of time while chronic levels (low) lead to death after a relatively long period of time causing immunosuppression, increase in susceptibility and opportunistic diseases. Mycotoxin contamination of feeds is also linked to impaired health and consequently leads to low production performance and may lead to animal death [37].

Additionally, the majority of the farmers (79.5%) from the present study reported that there is a likelihood of mycotoxins being transferred (carried over) from feed to the tissues of poultry/animals, however, this disagrees with a study done in Tanzania where a majority of the farmers reported that the transfer of mycotoxins from feed to poultry/animal is not possible [29]. The results of the study in Tanzania were consistent with a report by Kiama et al. [12] on the perception of dairy farmers in Kenya, which revealed that the consumption of moldy food by humans is unsafe but consuming products from animals fed on moldy feeds is harmless. Other reports by Grace (2015) and Okoth (2016) (disagree with this perception [37,38]. Their findings proved that mycotoxins ingested with feeds by animals are assimilated into body tissues and subsequently transferred to humans in the food chain.

The findings of this study illustrate that farmers were knowledgeable on the signs of feed contamination with mycotoxins and are able to identify various signs that indicate contamination such as abnormal consistency (85.1%), bad odor (79.6%), presence of insects/larvae (43.5%), and impaired animal health/ death (54.6%). These indicators and signs were also found in an on-farm study by Golob (2007) on approaches to control mold and mycotoxin development in feeds [39]. Golob (2007) reported that these suggestive signs are instrumental in identifying moldy feeds that are suspected to be contaminated with aflatoxins. Nonetheless, it is important to note that the lack of these signs does not warrant that the feeds are safe. Numerous studies have reported that it is impossible to have mycotoxin-free feeds under normal conditions. Results from these studies have shown that feed discoloration and off-smell are useful indicative factors to suspect feed adulteration and probably the presence of aflatoxins and other fungal toxins. Furthermore, the majority of the farmers from the current study reported that they did not know any indicator to suggest the presence of these toxins in feeds.

Studies have reported that the lack of ability to suspect and identify feed degeneration and adulteration using fast rapid tests could lead to exposure to aflatoxin adulteration of feeds thus posing a risk to human consumers [39].

A high proportion of the respondents (84.1%) from the present study reported that they were able to detect the presence of molds in feed this agrees with the findings by Ayo et al (2018) in Tanzania who reported similar findings [29]. These results are in agreement with an on-farm study by Golob [39] where he reported that although fungal toxins in feeds are not visible, molds growing on feeds are visible. The farmers stated that molds often change color and have an effect on the appearance of the feed on which they are developing [39].

Findings from the present study show that most of the farmers (59.6%) will continue feeding their poultry/animals with feed found to be contaminated with fungal toxins. This finding was supported by Focus Group Discussion with farmers as they reported that owing to the high cost of feeds and the lack of knowledge on the action to take in such cases, they will continue to feed their animals on these feeds as they also fear making losses. This was contrary to the finding by Golob where he reported that feeds contaminated with molds produce an unpleasant/off smell. It is clear that the manifestation of mold in feeds is a good indicator of the likelihood of contamination of feed with fungal toxins which is instrumental in aiding the farmer to make decisions on disposing of the feeds [39]. It is therefore clear that from the current study, farmers were unaware of the action taken with contaminated feed. An inspection of broiler feed through observation in the current study revealed that a higher proportion (84%) of the farmers had feeds that were in good condition that is non-moldy and loose. This implies that the majority of the farmers were keen on good feed storage practices.

The majority of farmers (91.6%) from the present study had no knowledge on the possibility of detoxifying fungal toxins in the feed while fewer respondents (8.4%) had knowledge on the possibility of detoxifying feed found contaminated with aflatoxins. Those who knew further stated the following methods can be used; boiling, sun drying, grinding, good storage, heating, and sieving. Studies have shown that farmers lack knowledge and options for the disposal of

contaminated cereal at the household level and ultimately it is fed to domestic animals [12]. It is clear that farmers in the present study are not knowledgeable on the methods of detoxifying aflatoxins in feed and this was also evident from the Focus Group Discussion where the farmers reported that they are not aware of the methods to be employed. To add on the farmers reported from the Focus Group Discussion that they did not have knowledge of the use of toxin binders and even reported they have never heard of them. The findings of the current study were disagrees with the study done by Ayo et al [29] where the study reported that the proportion of farmers who had knowledge on the possibility of detoxifying fungal toxins in feed was higher than those who did not have the knowledge [29]. The methods that the farmers from the study by Ayo et al (2018) reported to use in detoxifying feeds suspected to be contaminated with fungal toxins are use of soda ash, plant ashes, charcoal, salt, and some herbs. Ashes have been used in treating animal feeds for other uses such as decreasing ant nutritional factors in monogastric animals and fiber digestibility improvement [40,41]. Some compounds in form of antioxidants from plant sources have a counteractive effect against the oxidative stress induced by aflatoxin in the animal body after absorption [42].

It is therefore evident that the knowledge on the methods of detoxifying aflatoxin in adulterated feeds is lacking and much needs to be done to bridge this gap as contaminated animal feeds are a major source of exposure to human consumers [43].

In the present study, the farmers had knowledge on mycotoxin prevention strategies, for instance, good storage practices as this was evident in the following areas; the majority of the farmers (90%) stored their feeds in well-ventilated stores and a majority (80%) of them placed the poultry feed on raised ground. Studies have shown that improper storage practices for instance stack piling of feeds and storing feeds on bare floors and other poor bulk management practices of feeds, including extended time in storage, predispose feeds to adulteration with aflatoxin-forming fungi [44,23]. In the present study, most of the farmers bought their feeds weekly hence most feeds do not stay for long in storage.

## **5. CONCLUSION**

The study concludes that the farmers' knowledge on aflatoxin was average. Reports from Focus

Group Discussion show that farmers did not have knowledge on carryover, measures taken with feeds found contaminated with fungal toxins/aflatoxins, detoxification of contaminated feed, and knowledge on signs to show that a broiler has been infected with aflatoxin. The study concludes that there is a significant association ( $p < 0.05$ ) between the sociodemographic characteristics of farmers and knowledge on aflatoxin as this is in agreement with other studies.

There is a need for continuous sensitization of farmers on aflatoxins particularly in feed management through extension services by the Ministry of Agriculture and Ministry of Health Division of Public Health both at the county and national levels, to safeguard the public from exposure to aflatoxin contamination.

### CONSENT

Consent was sought from each participant on voluntary basis before participating in the study.

### ETHICAL APPROVAL

Approval to carry out the study was obtained from Kenyatta University graduate school. Ethical approval was obtained from Kenyatta University Ethical and review committee Approval number (PKU/2163/II307). A research permit to carry out the study was obtained from National commission for Science, Technology and innovation (NACOSTI) license number (NACOSTI/P/20/8037. Authorization was also obtained from the Ministry of Agriculture, Division of Veterinary Services before commencement of the study.

### ACKNOWLEDGEMENTS

The authors would like to convey their sincere appreciation to the farmers in Nairobi City County, Kenya where the study was carried out for their willingness to participate in this study and to all those who contributed to the success of this study.

### COMPETING INTERESTS

Authors have declared that no competing interests exist.

### REFERENCES

1. Sana S. Molecular Approaches for Characterization of Aflatoxin Producing *Aspergillus flavus* Isolates from Poultry Feed. Pak Vet J. 2019;39(02):169–74.

2. Reyes-Velazquez WP. Micotoxinas en Rumiantes. In: Micotoxinas y Micotoxicosis. Eds. Antonio J Ramos, 1er edición, AMV Ediciones. Pp 198. | Search | Elicit [Internet]. 2011 [cited 2023 Mar 31]. Available: <https://elicit.org/search?q=Reyes-Velazquez%2C+W.P.+2011.+Micotoxinas+en+Rumiantes.+In%3A+Micotoxinas+y+Micotoxicosis.+Eds.+Antonio+J+Ramos%2C+1er+edici3n%2C+AMV+Ediciones.+Pp+198.&token=01GWT5NN7AVKM5RKK8BJ4V31S1&paper=b0aea502b979131016189fcc78bd62b1427>
3. IARC. International Agency for Research on Cancer IARC, . Monograph on the Evaluation of Carcinogenic Risk to Human, International Agency for Research on Cancer, Lyon, France. 1993;56;245–395 [Internet]. [cited 2023 Mar 31]. Available: <https://elicit.org/search?q=International+Agency+for+Research+on+Cancer+IARC%2C+1993a.+Monograph+on+the+Evaluation+of+Carcinogenic+Risk+to+Human%2C+Vol.+56.+International+Agency+for+Research+on+Cancer%2C+Lyon%2C+France%2C+pp.+245-395&token=01GWT62R8H7MDTP>
4. International Agency for Research on Cancer (IARC), IARC. Chemical agents and Related Occupations. A review of Human Carcinogens. IARC Monogr Eval Carcinog Risks to Humans. 2012;100F:225–44.
5. JECFA. Evaluation of certain contaminants in food, Prepared by the Eighty-third report of the Joint FAO/WHO Expert Committee on Food Additives (JECFA) [Internet]. WHO Technical Report Series. 2017. 90–106 p. Available: <http://www.ncbi.nlm.nih.gov/pubmed/29144071>
6. WHO. Programme Budget 2018–2019: Implementation and mid-term review [Internet]. 2019. Available from: <https://apps.who.int/iris/handle/10665/327904>
7. Obonyo MA, Salano EN. Perennial and seasonal contamination of maize by aflatoxins in eastern kenya. Int J Food Contam [Internet]. 2018 Aug 31 [cited 2023 Feb 23];5(1):1–5. Available: <https://foodsafetyandrisk.biomedcentral.com/articles/10.1186/s40550-018-0069-y>
8. Kilonzo RM, Imungi JK, Muiru WM, Lamuka PO, Njage PMK. Household

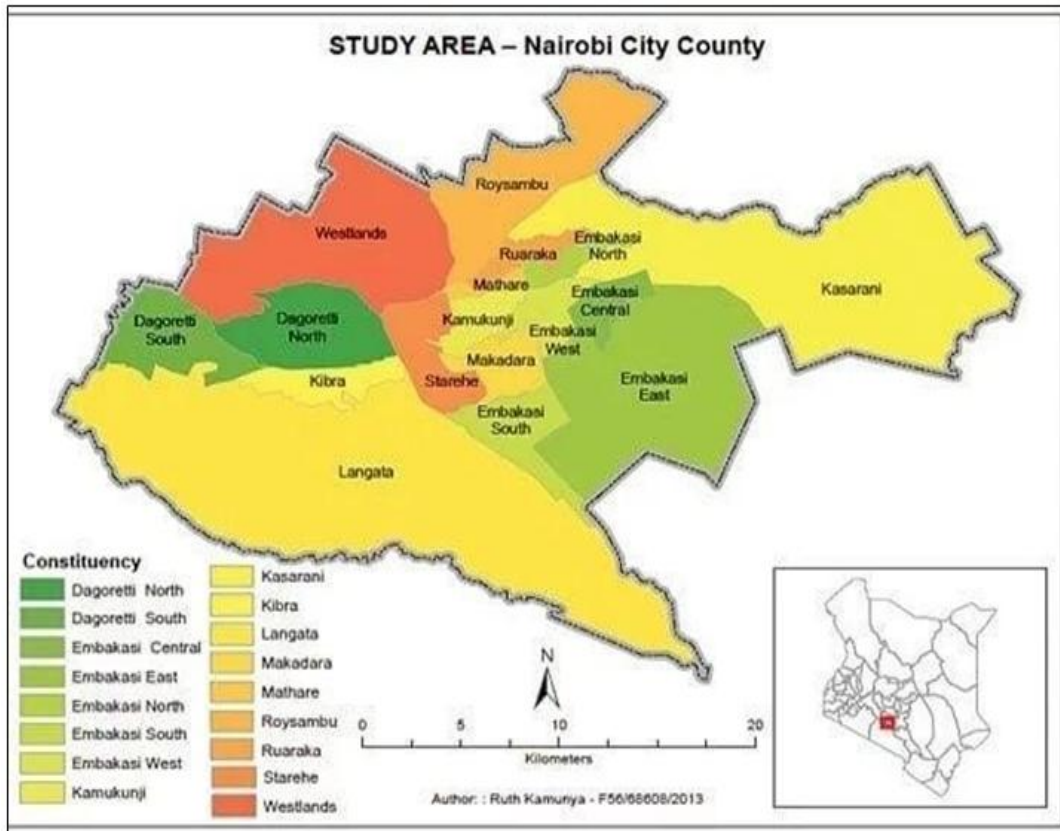
- dietary exposure to aflatoxins from maize and maize products in Kenya. Food Addit Contam Part A Chem Anal Control Expo Risk Assess [Internet]. 2014 Dec 2 [cited 2023 Feb 23];31(12):2055–62. Available:<https://pubmed.ncbi.nlm.nih.gov/25325777/>
9. Lubna MA, Debnath M, Hossaini F. Detection of Aflatoxin in Poultry Feed and Feed Materials through Immuno Based Assay from Different Poultry Farms and Feed Factories in Bangladesh. Bangladesh J Microbiol. 2019;35(1):75–8.
  10. Udomkun P, Wossen T, Nabahungu NL, Mutegi C, Vanlauwe B, Bandyopadhyay R. Incidence and farmers' knowledge of aflatoxin contamination and control in Eastern Democratic Republic of Congo. Food Sci Nutr. 2018;6(6):1607–20.
  11. Sirma AJ, Ouko EO, Murithi G, Mburugu C, Mapenay I, Ombui J, et al. Prevalence of aflatoxin contamination in cereals from Nandi county, Kenya. Int J Agric Sci Vet Med [Internet]. 2015;3(3):1–9. Available from: [www.ijasvm.com](http://www.ijasvm.com)
  12. Kiama TN, Lindahl JF, Sirma AJ, Senerwa DM, Waithanji EM, Ochungo PA, et al. Kenya dairy farmer perception of moulds and mycotoxins and implications for exposure to aflatoxins: A gendered analysis. African J Food, Agric Nutr Dev. 2016;16(3):11106–25.
  13. McCarron M, Munyua P, Cheng PY, Manga T, Wanjohi C, Moen A, et al. Understanding the poultry trade network in Kenya: Implications for regional disease prevention and control. Prev Vet Med [Internet]. 2015 Jul 1 [cited 2023 Feb 23];120(3–4):321–7. Available:<https://pubmed.ncbi.nlm.nih.gov/26002998/>
  14. KNBS. Kenya population and housing census volume 1: Population by County and sub-County [Internet]. Vol. I, Kenya National Bureau of Statistics. 2019;1–38. Available:[https://www.knbs.or.ke/?wpdmpr\\_o=2019-kenya-population-and-housing-census-volume-i-population-by-county-and-sub-county](https://www.knbs.or.ke/?wpdmpr_o=2019-kenya-population-and-housing-census-volume-i-population-by-county-and-sub-county)
  15. Carron M, Alarcon P, Karani M, Muinde P, Akoko J, Onono J, et al. The broiler meat system in Nairobi, Kenya: Using a value chain framework to understand animal and product flows, governance and sanitary risks. Prev Vet Med. 2017 Nov 1;147:90–9.
  16. Unnevehr L, Grace D, Bandyopadhyay R, Cotty PJ, Walker S, Davies B, et al. Aflatoxins Finding Solutions for Improved Food Safety. 2020 Vis Focus. 2013;(November):1–63.
  17. Lee HS, Nguyen-Viet H, Lindahl J, Thanh HM, Khanh TN, Hien LTT, et al. A survey of aflatoxin B1 in maize and awareness of aflatoxins in Vietnam. World Mycotoxin J. 2017;10(2):195–202.
  18. Loreen D and Moses M. “Assessment of aflatoxin awareness by players in groundnut value chain: the case of dora in mutare, Zimbabwe,” [Internet]. International Journal of Innovative Research and Development, vol. 4, ISSN 2278–0211. 2015 [cited 2023 Mar 30]. Available:<https://elicit.org/search?q=Loreen+D+and+M.+Moses+%282015%29.+%22Assessment+of+aflatoxin+awareness+by+players+in+groundnut+value+chain%3A+the+case+of+dora+in+mutare%2C+Zimbabwe%2C%22+International+Journal+of+Innovative+Research+and+Development%2C+vol.+4+%2C+ISS>
  19. Gizachew D, Szonyi B, Tegegne A, Hanson J, Grace D. Feed storage practices and aflatoxin contamination of dairy feeds in the Greater Addis Ababa milk shed, Ethiopia. 2015 [cited 2023 Mar 30]; Available: <https://agris.fao.org/agris-search/search.do?recordID=QT2016105392>
  20. Kamala A, Kimanya M, Haesaert G, Tiisekwa B, Madege R, Degraeve S, et al. Local post-harvest practices associated with aflatoxin and fumonisin contamination of maize in three agro ecological zones of Tanzania. Food Addit Contam - Part A Chem Anal Control Expo Risk Assess. 2016;33(3):551–9.
  21. Ngoma SJ, Kimanya M, Tiisekwa B. Perception and Attitude of Parents towards Aflatoxins Contamination in Complementary Foods and Its Management in Central Tanzania. J Middle East North Africa Sci [Internet]. 2017 [cited 2023 Mar 30];3(3):6–21. Available:[https://www.academia.edu/31630401/Perception\\_and\\_Attitude\\_of\\_Parents\\_Towards\\_Aflatoxins\\_Contamination\\_in\\_Complementary\\_Foods\\_and\\_Its\\_Management\\_in\\_Central\\_Tanzania](https://www.academia.edu/31630401/Perception_and_Attitude_of_Parents_Towards_Aflatoxins_Contamination_in_Complementary_Foods_and_Its_Management_in_Central_Tanzania)
  22. Nakavuma JL, Kirabo A, Bogere P, Nabulime MM, Kaaya AN, Gnonlonfin B. Awareness of mycotoxins and occurrence of aflatoxins in poultry feeds and feed ingredients in selected regions of Uganda.

- Int J Food Contam [Internet]. 2020 Apr 24 [cited 2023 Feb 17];7(1):1–10.  
Available:<https://foodsafetyandrisk.biomedcentral.com/articles/10.1186/s40550-020-00079-2>
23. Makau CM, Matofari JW, Muliro PS, Bebe BO. Aflatoxin B1 and deoxynivalenol contamination of dairy feeds and presence of aflatoxin M1 contamination in milk from smallholder dairy systems in Nakuru, Kenya. *Int J Food Contam [Internet]*. 2016 Jul 28 [cited 2023 Feb 17];3(1):1–10.  
Available:<https://foodsafetyandrisk.biomedcentral.com/articles/10.1186/s40550-016-0033-7>
24. Marechera G, Ndwiga J, Agricultural A, Foundation T, Nairobi POB. Farmer perceptions of aflatoxin management strategies in lower Eastern Kenya. *J Agric Ext Rural Dev*. 2014;6(12):382–92.
25. Magembe KS, Mwatawala MW, Mamiro DP, Chingonikaya EE. Erratum to: Assessment of awareness of mycotoxins infections in stored maize (zea mays L.) and groundnut (Arachis hypogaea L.) in Kilosa District, Tanzania. *Int J Food Contam*. 2016;3:12. *Int J Food Contam*. 2017;4(1).  
Available: 10.1186/s40550-016-0035-5).
26. Alexander Nimo Wiredu, Marcus Nagle and JM. Mycotoxins in Sub Saharan Africa present situation socio economic impact awareness and outlook [Internet]. *Food Control*. 2016 [cited 2023 Mar 31].  
Available:[https://www.academia.edu/28633632/Mycotoxins\\_in\\_Sub\\_Saharan\\_Africa\\_present\\_situation\\_socio\\_economic\\_impact\\_awareness\\_and\\_outlook](https://www.academia.edu/28633632/Mycotoxins_in_Sub_Saharan_Africa_present_situation_socio_economic_impact_awareness_and_outlook)
27. Guchi Ephrem. Stakeholders' perception about aflatoxin contamination in groundnut (Arachis hypogaea L.) along the value chain actors in eastern Ethiopia. *Int J Food Contam*. 2015;2(1).
28. Guchi E. Stakeholders' perception about aflatoxin contamination in groundnut (Arachis hypogaea L.) along the value chain actors in eastern Ethiopia. *Int J Food Contam [Internet]*. 2015;2(1).  
Available:<http://dx.doi.org/10.1186/s40550-015-0014-2>
29. Ayo EM, Matem A, Laswai GH, Kimanya ME. Socioeconomic Characteristics Influencing Level of Awareness of Aflatoxin Contamination of Feeds among Livestock Farmers in Meru District of Tanzania. *Scientifica (Cairo) [Internet]*. 2018 [cited 2023 Feb 17];2018.  
Available:<https://www.readcube.com/articles/10.1155%2F2018%2F3485967>
30. Nyangaga D, Kwamboka BE. Traders' awareness and level of aflatoxins in human foods and cattle feeds in selected markets and stores in Nairobi County, Kenya. 2014 [cited 2023 Feb 17]; Available: <https://ir-library.ku.ac.ke/handle/123456789/12053>
31. Ngoma SJ, Kimanya M, Tiisekwa B, Mwaseba D. Perception and Attitude of Parents towards Aflatoxins Contamination in Complementary Foods and Its Management in Central Tanzania. *J Middle East North Africa Sci [Internet]*. 2017 Mar [cited 2023 Feb 17];10(4086):1–16.  
Available:<https://platform.almanhal.com/Details/Article/98674>
32. Magembe KS, Mwatawala MW, Mamiro DP, Chingonikaya EE. Assessment of awareness of mycotoxins infections in stored maize (Zea mays L.) and groundnut (arachis hypogaea L.) in Kilosa district, Tanzania. *Int J Food Contam*. 2016;3(1).
33. Loreen D. Assessment of Aflatoxin Awareness by Players in Groundnut Value Chain: The Case of Dora in Mutare , Zimbabwe Abstract : 2015;4(10):90–100.
34. Gizachew D, Szonyi B, Tegegne A, Hanson J, Grace D. Feed storage practices and aflatoxin contamination of dairy feeds in the Greater Addis Ababa milk shed, Ethiopia. 2015 [cited 2023 Feb 17];  
Available: <https://agris.fao.org/agris-search/search.do?recordID=QT2016105392>
35. Unnevehr L, Grace D. Aflatoxins: Finding Solutions For Improved Food Safety Sources of mycotoxins in the diet of livestock Sources of mycotoxins in the diet of livestock Susceptibility of livestock Susceptibility of livestock Impacts of aflatoxins on animal health and Impacts. 2013;(November).  
Available:<http://cdm15738.contentdm.oclc.org/utis/getfile/collection/p15738coll2/id/127875/filename/128086.pdf>
36. Umar S, Munir MT, Ali Shah M, Shahzad M, Ahmad Khan R, Sohoo M-R, et al. Outbreak of aflatoxicosis on a local cattle farm in Pakistan. *Veterinaria*. 2015; 3(1):13–7.
37. Grace, D., Kang'ethe, E., Lindahl, J., Atherstone, C., Nelson, F., and Wesonga T. Aflatoxin: Impact on animal health and productivity. *East African Community [Internet]*. 2015;



- Available:<https://cgspace.cgiar.org/handle/10568/75536>
38. Okoth S. Improving the Evidence Base on Aflatoxin Contamination and Exposure in Africa. *Paca*. 2016;1–113.
  39. Golob. on-Farm Mycotoxin Control in Food and Feed Grain on-Farm Mycotoxin Control in Food and Feed Grain. Vol. 1, Food and Agriculture Organization. 2007;38.
  40. Kyarisiima CC, Okot MW, Svihus B. Use of wood ash in the treatment of high tannin sorghum for poultry feeding. *S Afr J Anim Sci*. 2004;34(2):110–5.
  41. Laswai GH, Mtamakaya JD, Kimambo AE, About AA, Mtakwa PW. Dry matter intake, in vivo nutrient digestibility and concentration of minerals in the blood and urine of steers fed rice straw treated with wood ash extract. *Anim Feed Sci Technol*. 2007 Sep 1;137(1–2):25–34.
  42. Ameen Abdulmajeed N. Therapeutic ability of some plant extracts on aflatoxin B1 induced renal and cardiac damage. *Arab J Chem*. 2011;4(1):1–10.
  43. Ráduly Z, Szabó L, Madar A, Pócsi I, Csernoch L. Toxicological and Medical Aspects of Aspergillus-Derived Mycotoxins Entering the Feed and Food Chain. *Front Microbiol*. 2020;10.
  44. O'Bryan CA, Crandall PG, Ricke SC. Mycotoxin outbreak in animal feed. *Foodborne Dis Case Stud Outbreaks Agri-Food Ind* [Internet]. 2016;[cited 2023 Feb 17];411. Available: <https://hal.science/hal-01603991>

## APPENDIX



**Map of Nairobi City County**  
(Source: Ruth Kamunya, 2013)

© 2023 Kirinyet et al.; This is an Open Access article distributed under the terms of the Creative Commons Attribution License (<http://creativecommons.org/licenses/by/4.0>), which permits unrestricted use, distribution, and reproduction in any medium, provided the original work is properly cited.

*Peer-review history:*  
The peer review history for this paper can be accessed here:  
<https://www.sdiarticle5.com/review-history/98440>